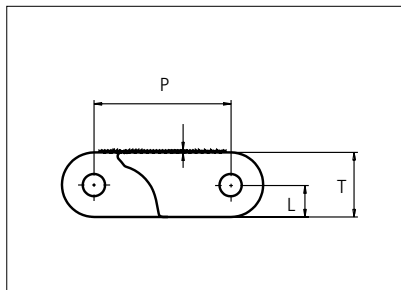




# Plastic Modular Belt

Series **uni XLB** Type **M2 Rough**



Straight running belt  
 Nominal pitch: 63.5 mm (2.50 in)  
 Surface type: Rough Top  
 Surface opening: Closed  
 Backflex radius: 100.0 mm (3.90 in)  
 Pin diameter: 10.0 mm (0.39 in)

<b>Belt material &amp; color</b>	POM-NL <b>K</b>		<b>mm</b>	<b>in</b>	<b>mm</b>	<b>in</b>
<b>Pin and lock material &amp; color</b>	PA6.6 <b>N</b> PP <b>D</b>	SS <b>G</b> PP <b>D</b>	<b>P (Nominal)</b>	63.5	2.50	<b>T</b>
			<b>L</b>	15.0	0.59	-

Non standard material and color: See uni Material and Color Overview.

Belt width		Permissible tensile force (Belt/pin material)				Belt weight (Belt/pin material)				*Min. No. drive sprocket per shaft	Number of wear strips (Min. No.)	
		POM-NL/PA6.6		POM-NL/SS		POM-NL/PA6.6		POM-NL/SS			**Carry (pcs)	**Return (pcs)
mm	in	N	lbf	N	lbf	kg/m	lb/ft	kg/m	lb/ft			
101	4.0	9045	2033	10050	2259	3.1	2.09	4.1	2.76	2	2	2
201	7.9	18054	4059	20060	4510	6.2	4.18	8.2	5.50	2	2	2
301	11.8	27063	6084	30070	6760	9.3	6.26	12.3	8.25	3	3	2
401	15.8	36072	8109	40080	9010	12.4	8.35	16.4	10.99	3	3	2
501	19.7	45082	10134	50091	11260	15.5	10.44	20.4	13.73	4	4	2
601	23.7	54091	12160	60101	13511	18.6	12.52	24.5	16.48	5	5	3
701	27.6	63100	14185	70111	15761	21.7	14.61	28.6	19.22	5	5	3
801	31.5	72109	16210	80121	18011	24.8	16.69	32.7	21.97	6	6	3
901	35.5	81118	18235	90131	20261	27.9	18.78	36.8	24.71	7	7	4
1001	39.4	90127	20261	100141	22512	31.0	20.86	40.9	27.46	7	7	4
1102	43.4	99136	22286	110151	24762	34.1	22.95	44.9	30.20	8	8	4
1202	47.3	108145	24311	120162	27012	37.3	25.03	49.0	32.95	9	9	5
1302	51.2	117155	26336	130172	29263	40.4	27.12	53.1	35.69	9	9	5

Additional standard belt widths are available in steps of 100.1 mm (3.94 in). Additional non-standard belt widths are available in steps of 33.4 mm (1.31 in).

1902	74.9	171180	38481	190200	42757	59.0	39.63	77.6	52.15	13	13	7
------	------	--------	-------	--------	-------	------	-------	------	-------	----	----	---

Additional standard belt widths are available in steps of 100.1 mm (3.94 in). Additional non-standard belt widths are available in steps of 33.4 mm (1.31 in).

2903	114.3	261270	58733	290300	65259	90.0	60.48	118.4	79.60	20	20	10
------	-------	--------	-------	--------	-------	------	-------	-------	-------	----	----	----

General belt tolerance is +0/-0.4% at 23°C/73°F and 50% RH. For exact belt width contact Customer Service. Non standard belt width on request.

\*Max. Load per Drive Sprocket. Belt material: POM-NL 12000 N (2698 lbf).

\*\*Max. Spacing between wear strips, Carry: 152.0 mm (6.00 in); Return: 304.0 mm (12.00 in).

= Single Link

STANDARD

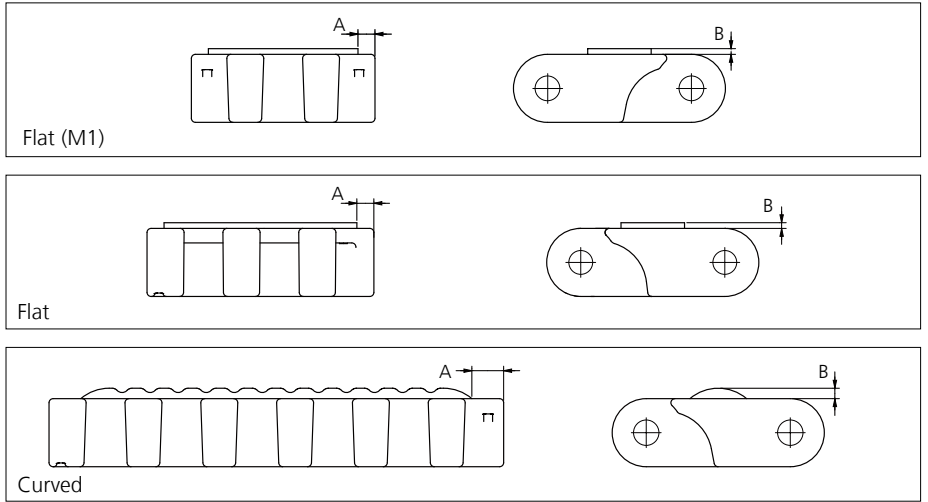
STRAIGHT RUNNING

PITCH 63.5 MM/2.50 IN



## Accessories

### Rubber Top

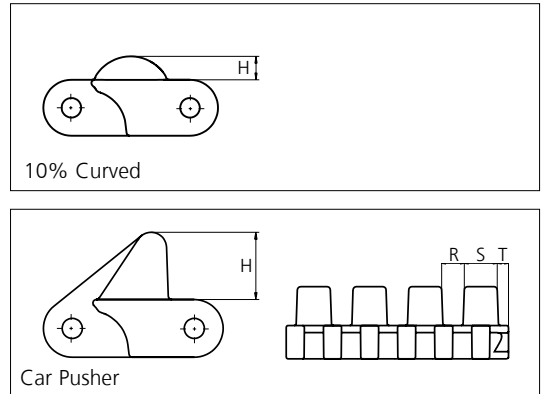


Type	Belt Material & color	Rubber Material & color	A		B		Link size	Width	
			mm	in	mm	in		mm	in
Flat	POM-NL <b>K</b>	05 <b>K</b>	7.5	0.3	2.5	0.10	K318	81.1	3.19
			7.5	0.3	2.5	0.10	K400	100.1	3.94
Curved Rib			14.0	0.58	4.6	0.18	K800	200.2	7.88

Other Non Standard Rubber profiles: See uni Rubber Profile Overview.

## Accessories

### Flight



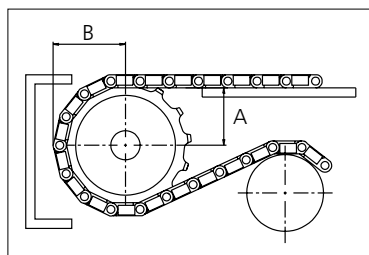
Type	Material & color	H		Link size	Width		R		S		T	
		mm	in		mm	in	mm	in	mm	in	mm	in
10% Curved	POM-D UV <b>Y</b>	12.5	0.49	K400	101.6	4.00	-	-	-	-	-	-
				K800	199.6	7.86	-	-	-	-	-	-
Car Pusher	POM-DK <b>O</b>	35.0	1.38	K800	199.6	7.86	18.1	0.71	32.0	1.26	9.0	0.35

Non Standard material and color: See uni Material and Color Overview.

## Sprocket

No. of teeth	Bore size								Overall diameter		Pitch diameter		Hub diameter		Dimension A		Dimension B		Double row/Two way	Molded PA6 LG	Machined PA6 N	
	Pilot Bore																					
	mm	in	1.50	1.57	2.36	2.50	3.00	3.54	4.72	mm	in	mm	in	mm	in	mm	in					
Z10	✓	38.1	1.50	1.57	2.36	2.50	3.00	3.54	4.72	204.3	8.04	205.5	8.09	100.0	3.94	82.7	3.26	117.8	4.64	✓	✓	
Z13	✓									264.4	10.41	265.4	10.45	150.0	5.91	113.8	4.48	147.7	5.81	✓	✓	✓
Z15	✓									306.0	12.05	305.4	12.02	150.0	5.91	134.4	5.29	167.7	6.60	✓	✓	
Z20	✓									408.0	16.06	406.0	15.98	360.0	14.07	185.5	7.30	218	8.58	✓		✓

■ Molded sprocket
 ■ Machined sprocket



Non standard material and color: See uni Material and Color Overview.

Other sprocket sizes are available upon request.  
 Two-part sprocket are available upon request.  
 Other bore sizes are available upon request.  
 uni Retainer Rings: See uni Retainer Ring data sheet  
 Width of tooth = 16.0 mm (0.63 in)  
 Width of sprocket = 33.0 mm (1.30 in)

Max load per sprocket shown does not take bore size into account.  
 Please also ensure that sufficient size shaft is chosen for corresponding load.

For correct sprocket position: See uni Assembly Instructions for uni XLB.  
 For more detailed sprocket information, contact Customer Service.

uni XLB M2 Rough/2023.06.06



**Expert advice and quality solutions for all your belting needs.**

[ammeraalbeltech.com](http://ammeraalbeltech.com)  
[eptool.online](http://eptool.online)

**Ammeraal Beltech Modular A/S**  
 Hjulmagervej 21  
 DK-7100 Vejle  
 T +45 7572 3100

[ammega.com](http://ammega.com)

This information is subject to alteration due to continuous development. Ammeraal Beltech will not be held liable for the incorrect use of the above stated information. This information replaces previous information. All activities performed and services rendered by Ammeraal Beltech are subject to general terms and conditions of sale and delivery, as applied by its operating companies.

Member of Ammega Group.