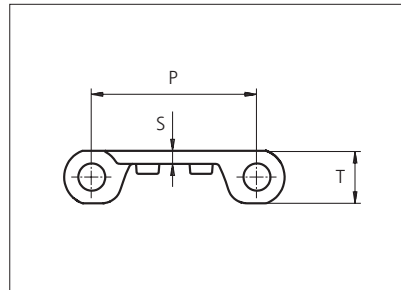





Plastic Modular Belt

Series **uni BLB** Type **22% Open**



Straight running belt
 Nominal pitch: 50.8 mm (2.00 in)
 Surface type: Flat
 Surface opening: 22%
 Backflex radius: 65.0 mm (2.60 in)
 Pin diameter: 8.0 mm (0.31 in)

Belt material & color	PP-HW LB		mm	in		mm	in
	Pin and lock material & color	SS304 PP-HW LB	P (Nominal)	50.8	2.00	T	16.0
S			4.0	0.16	-	-	-

Non standard material and color: See uni Material and Color Overview.

Alternative pin and lock materials: Lockpin: PP-HW **LB**

Belt width		***Permissible tensile force (Belt/pin material)				Belt weight (Belt/pin material)				*Min. No. drive sprocket per shaft	Number of wear strips (Min. No.)	
		PP-HW/SS		PP-HW/ PP-HW		PP-HW/SS		PP-HW/PP-HW			**Carry (pcs)	**Return (pcs)
mm	in	N	lbf	N	lbf	kg/m	lb/ft	kg/m	lb/ft			
152	6.0	1005	226	1005	226	1.8	1.20	0.7	0.49	2	2	2
305	12.0	2013	453	2013	453	3.6	2.40	1.5	0.98	3	3	2
356	14.0	2348	528	2348	528	4.2	2.80	1.7	1.15	3	3	2
406	16.0	2683	603	2683	603	4.8	3.20	2.0	1.31	3	3	2
457	18.0	3017	678	3017	678	5.3	3.59	2.2	1.47	4	4	2
508	20.0	3352	754	3352	754	5.9	3.99	2.4	1.64	4	4	2
559	22.0	3687	829	3687	829	6.5	4.39	2.7	1.80	4	4	2
609	24.0	4022	904	4022	904	7.1	4.79	2.9	1.97	5	5	3
660	26.0	4356	979	4356	979	7.7	5.19	3.2	2.13	5	5	3
711	28.0	4691	1055	4691	1055	8.3	5.59	3.4	2.29	5	5	3
762	30.0	5026	1130	5026	1130	8.9	5.99	3.7	2.46	6	6	3
812	32.0	5361	1205	5361	1205	9.5	6.39	3.9	2.62	6	6	3

Additional standard belt widths are available in steps of 50.7 mm (2.00 in).

1979	77.9	13061	2936	13061	2936	23.2	15.56	9.5	6.38	14	14	7
------	------	-------	------	-------	------	------	-------	-----	------	----	----	---

Additional standard belt widths are available in steps of 50.7 mm (2.00 in).

2994	117.9	19760	4442	19760	4442	35.0	23.54	14.4	9.66	20	20	10
------	-------	-------	------	-------	------	------	-------	------	------	----	----	----

General belt tolerance is +0/-0.4% at 23°C/73°F and 50% RH . For exact belt width contact Customer Service. Non standard belt width on request.

*Max. Load per Drive Sprocket. Belt material: PP-HW with snub roller 2000 N (450 lbf), PP-HW without snub roller 1250 N (281 lbf)

**Max. Spacing between wear strips, Carry: 152.0 mm (6.00 in); Return: 304.0 mm (12.00 in).

***Load capacity per row of reinforcement links in the belt: 2500 N (562 lbf)

***Example: Belt with 8 rows of reinforcement links, permissible load is 8 x 2500 N (562 lbf) = 20000 N (4496 lbf)

= Single Link




STANDARD

STRAIGHT RUNNING

PITCH 50.8 MM/2.00 IN

Accessories

Flight / Non Standard

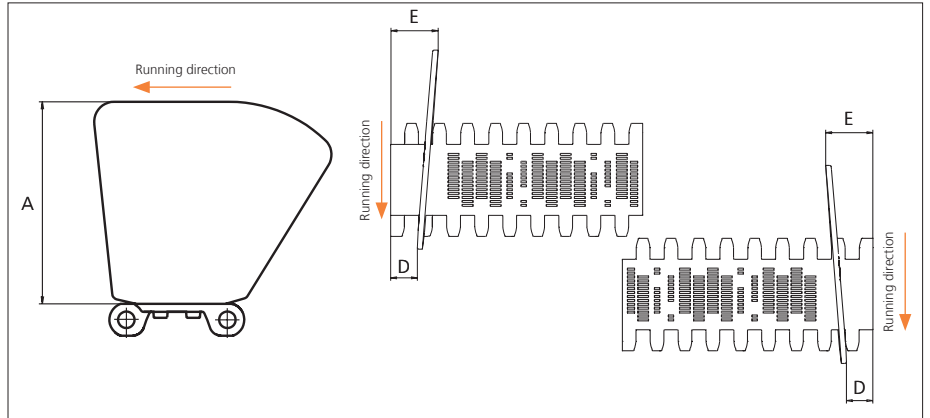



uni MPB Flight

uni MPB Flights in PP-HW **LB** fits the BLB belt and are available on request. Please see the uni MPB Flight datasheet for more information.

Accessories

Side Guard



Type	Material & color	A		E		D	
		mm	in	mm	in	mm	in
Closed	PP-HW LB	101.6	4.00	28.5	1.12	16.0	0.63

Non Standard material and color: See uni Material and Color Overview.
Backflex radius for Side Guard: 200.0 mm (7.90 in)

Accessories

Reinforcement Link



Type	Material & color	N/row load cycles	Lbf/row load cycles
Steel Link	SS316	1500	337
		2500	562

Photo is showing uni BLB 18% Open with reinforcement links in two rows, surface is the same for uni BLB 22% Open and uni BLB 38% Open.

Non Standard material and color: See uni Material and Color Overview.

Load capacity per row of reinforcement links in the belt. Maximum 19 rows per metre belt width.

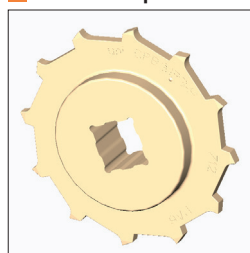
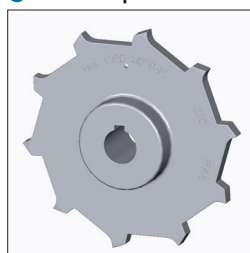
Example: If seven rows are installed the max. permissible load of the belt is
7 x 2500 N (562 lbf) = 17500 N (3934 lbf).

Sprocket

No of teeth	Bore size								Overall diameter		Pitch-diameter		Hub-diameter		Dimension A		Dimension B		Single row/One way	Molded	Machined		
	Pilot bore																						
		mm	in	1.00	1.18	1.25	1.50	1.57	2.36	2.50	mm	in	mm	in	mm	in	mm	in					
Z08	✓	●	●	●	■	■					132.9	5.23	132.8	5.23	65.0	2.56	53.3	2.10	74.9	2.94	✓	✓	
Z10	✓		●	●	■	■					166.3	6.55	164.4	6.47	65.0	2.56	70.2	2.76	90.7	3.57	✓	✓	
Z10							■	■			166.3	6.55	164.4	6.47	120.0	4.72	70.2	2.76	90.7	3.57	✓	✓	
Z12	✓		●	●	■	■					198.6	7.82	196.3	7.73	65.0	2.56	86.8	3.42	106.6	4.19	✓	✓	
Z12							■	■			198.6	7.82	196.3	7.73	120.0	4.72	86.8	3.42	106.6	4.19	✓	✓	
Z16	✓		●	●	■	■	■	■			263.8	10.39	260.4	10.25	150.0	5.90	119.7	4.71	138.7	5.46	✓		✓

● Molded sprocket

■ Machined sprocket



Other sprocket sizes are available upon request.

Other bore sizes on sprockets are available upon request.

Max. load per sprocket shown does not take bore size into account.

Please also ensure that sufficient size shaft is chosen for corresponding load.

Width of tooth = Single row: 9.5 mm (0.37 in)

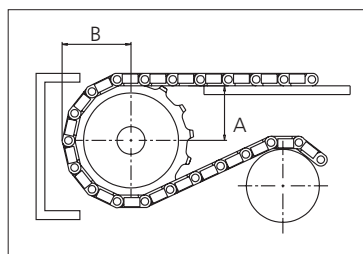


Width of One-part sprocket = Single row: 42.3 mm (1.67 in)

uni UltraClean One-Part and Two-Part Sprocket

No. of teeth	Bore size				Overall diameter		Pitch-diameter		Hub-diameter		Dimension A		Dimension B		Single row/One way	Molded
	in	1.50	1.57	2.36												
	mm	38.1	40.0	60.0	mm	in	mm	in	mm	in	mm	in	mm	in		
Z8		1 ¹ 2 ²	1 ¹ 2 ²		132.9	5.23	132.8	5.23	165.0 ¹ 277.0 ²	12.56 ¹ 23.03 ²	53.3	2.10	74.9	2.94	✓	✓
Z10		1 ¹ 2 ²	1 ¹ 2 ²	2 ²	166.3	6.55	164.4	6.47	165.0 ¹ 2126.0 ²	12.56 ¹ 24.96 ²	70.2	2.76	90.7	3.57	✓	✓
Z12		1 ¹ 2 ²	1 ¹ 2 ²	2 ²	198.6	7.82	196.3	7.73	165.0 ¹ 2126.0 ²	12.56 ¹ 24.96 ²	86.8	3.42	106.6	4.19	✓	✓

■ Moulded uni UltraClean OnePart Sprocket

■ Moulded uni UltraClean TwoPart Sprocket



Width of UltraClean Two-part sprocket

= Single row: 44.0 mm (1.73 in)

Width of UltraClean Two-part sprocket, tooth

= Single row: 9.5 mm (0.37 in)


uni Retainer Rings: See uni Retainer Ring datasheet.

For correct sprocket position:

See uni Assembly instructions for uni MPB.

More detailed sprocket information:


contact Customer Service.




Synthetic Belts



Endless Woven Belts



Modular Belts



Engineered Belts



Homogeneous Belts



Fabrication & Service

Expert advice and quality solutions for all your belting needs.

ammeraalbeltech.com
eptool.online

Ammeraal Beltech Modular A/S

Hjulmagervej 21
DK-7100 Vejle
T +45 7572 3100

ammega.com

This information is subject to alteration due to continuous development. Ammeraal Beltech will not be held liable for the incorrect use of the above stated information. This information replaces previous information. All activities performed and services rendered by Ammeraal Beltech are subject to general terms and conditions of sale and delivery, as applied by its operating companies.

Member of Ammega Group.